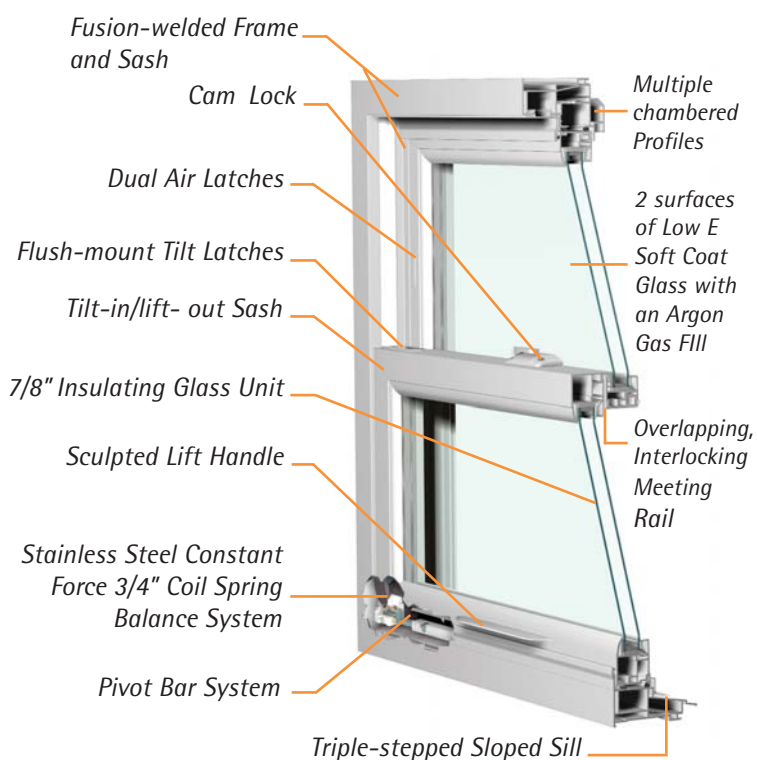


PREMIUM PLUS

Premium Plus vinyl replacement windows are a clear winner and premium performer. Featuring 7/8" double strength insulating glass for year-round advanced thermal performance with a choice of energy saving glass package upgrades and options. The choice is yours.



Advanced Thermal Performance



ETC Glass Options

ETC (Energy Tax Credit) Glass Packages

ETC SUPER SOLAR

7/8" IGU
Super Spacer System
Argon Gas Fill
Soft Coat Low E Glass
1 Surface of Low E Glass
(U-Value .30/SHGC .27/
Double Hung/no grids)


ETC SUPER 366

7/8" IGU
Super Spacer System
Argon Gas Fill
LoE³-366® Glass
1 Surface of Low E Glass
(U-Value .30/SHGC .20/
Double Hung/no grids)



Energy Tax Credit
Compliant

Color Options



White
(standard)
Interior/Exterior



Tan
(optional)
Interior/Exterior



Honey Oak
(optional Interior
w/White Exterior)



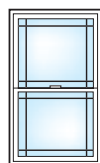
Amber Oak
(optional Interior
w/White Exterior)

Grid Choices

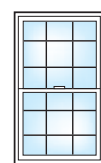
Select a distinctive accent for your Premium Plus window to create the look you want from the assortment of grid styles/patterns.

	White or Tan Flat	White or Tan Sculptured	Sculptured Brass	Woodgrain Amber Oak or Honey Oak
Colonial	X	X	X	X
Diamond	X			
Prairie	X	X	X	X
Perimeter	X	X	X	X

Grid Patterns and Styles



Prairie



Colonial



Diamond



Perimeter



Flat White



Flat Tan



Sculptured
White



Sculptured
Tan



Sculptured
Brass

Standard Features and Options

Premium Plus Vinyl Replacement Window: Premium Thermal

FRAME

Frame Construction:	Fusion Welded
Frame Thickness, Outer Walls:	0.072
Frame Width	3-1/4"
Frame Profile:	Chamfered
Sill:	2-degree, 10-degree Triple Step Sloped
Weep System:	Tank System and Covered Weeps
Profile:	Multiple Chambered

GLASS

Standard Glazing:	Two Surfaces of Low E/Argon
IG Thickness:	7/8"
Glass Pane:	Dual
Spacer Type:	Intercept or Optional 1" Super Spacer
Glass Strength:	Double
Glass Options:	Tempered, Bronze Tinted, Grey Tinted, Obscure, Laminated, Triple Pane, Hi Pro 366 Glass Packages, or ETC Super Solar and ETC Super 366

Styles to Fit Any Decor

Premium Plus selection includes Double Hung, 2-lite Slider, 3-lite Slider, Casement, Awning, Hopper, Picture Window, Geometrics, Bay, Bow, Garden and Sliding or Garden (hinged) Patio Door.



Double Hung



2-lite Slider



3-lite Slider




Picture




Casement



Awning



Geometric



Bay/Bow/Garden



Bringing Home Quality for Generations

SASH

Sash Construction:	Fusion Welded
Sash Thickness, Outer Walls:	0.072
Equal Lite:	Yes
Edges:	Sculpted
Interlocks (Meeting Rail):	Overlapping, Interlocking and Overlapping, Full
Lift Rail: Operation:	Sculpted Tilt In/Lift Out

HARDWARE/ACCESSORIES

Tilt Latches:	Flush Mount
Vent Latches:	Air Latch
Type of Lock:	Cam Lock with Adjustable Keeper
No. of Locks:	Two Standard ≥ 28 "
Balance System:	3/4" Stainless Steel Constant Force
Standard Screen:	Half Screen
Screen Option:	Full
Screen Cloth:	Fiberglass or Optional Aluminum
Screen Frame:	Extruded Aluminum

PERFORMANCE

DP Rating:	37 x 76 – DP50
Certifications:	AAMA Gold (Air, Water, Structure, FER, Thermal)

OUTSTANDING PROTECTION

Double Lifetime Limited Warranty

- Lifetime Vinyl
- Lifetime Hardware
- Lifetime Insulating Glass Unit
- Lifetime Screen
- Lifetime Accidental Glass Breakage Coverage



PREMIUM PLUS REPLACEMENT PATIO DOOR

Open the door to many illuminating design possibilities with a sliding or garden (hinged) patio door. Standard clear quality glass. Optional Glass Packages.